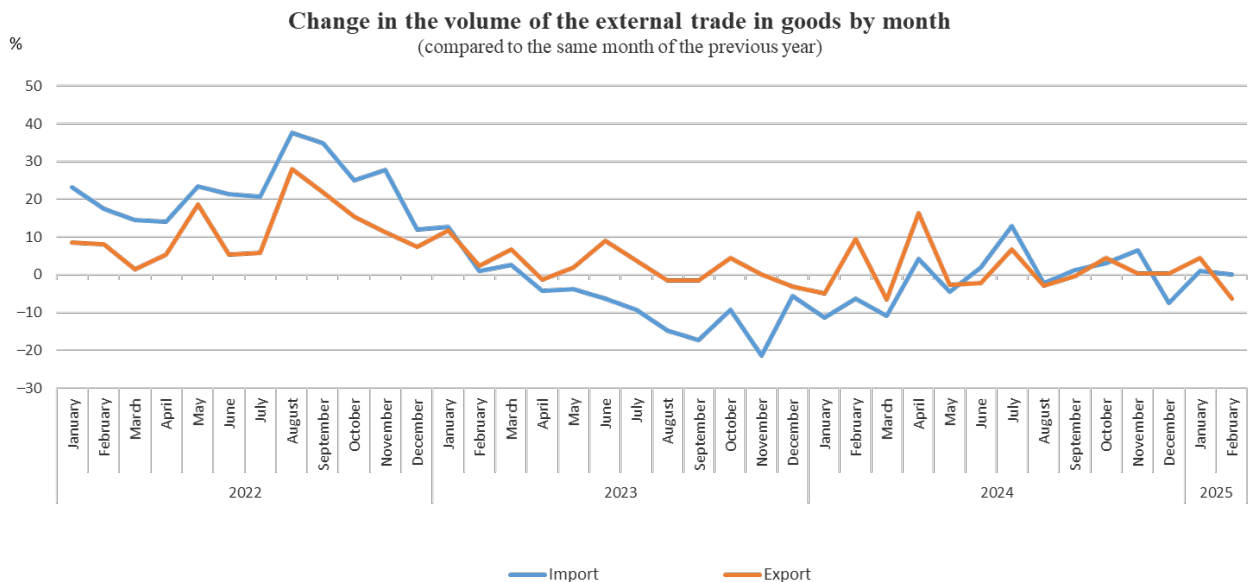
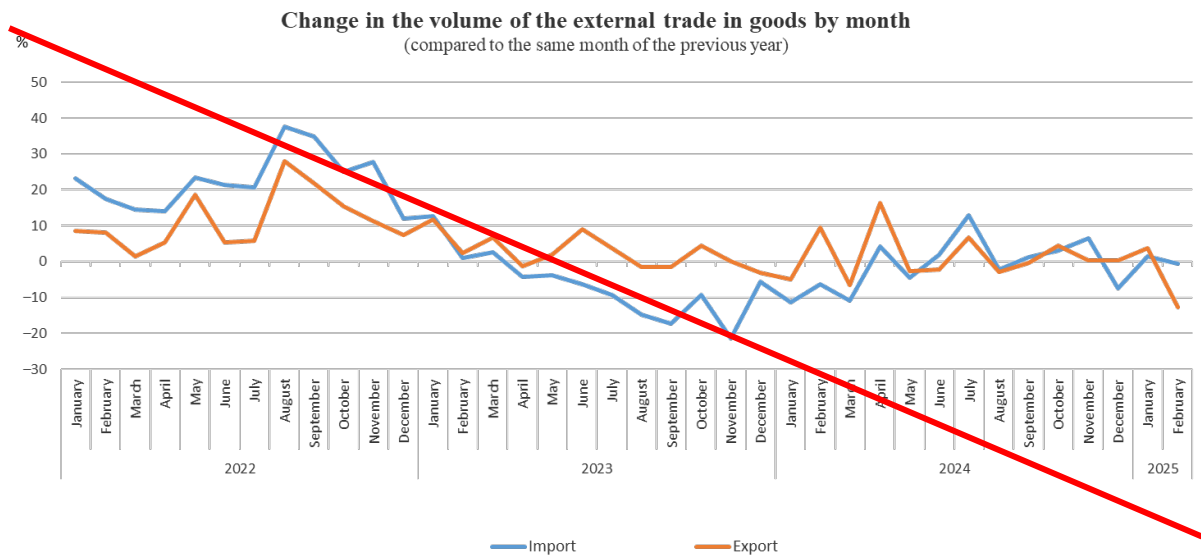


Errata to the first release titled  
**External trade in goods, February 2025,**  
 released on 31 March 2025

The changes are marked in **red**, the previously incorrectly published figures in brackets and crossed. The previously incorrectly published figure is marked with a **red** diagonal line in the publication.

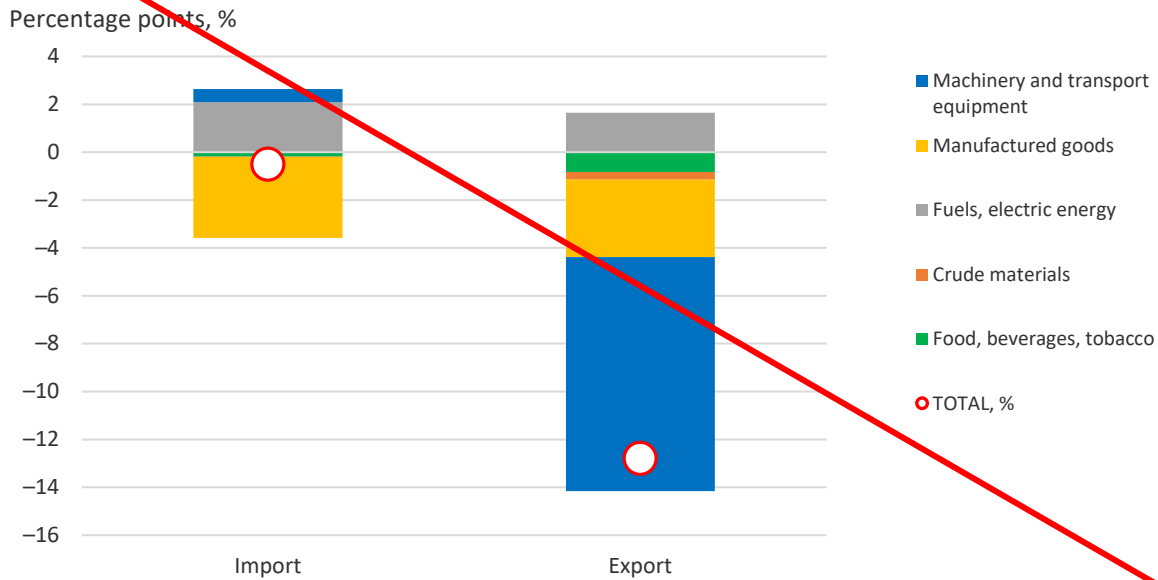
**The volume of export lessened by 6.4%, while 13%, that of import did not change in merit in February slightly, by 0.5% in January 2025, compared to the same period of the previous year.**



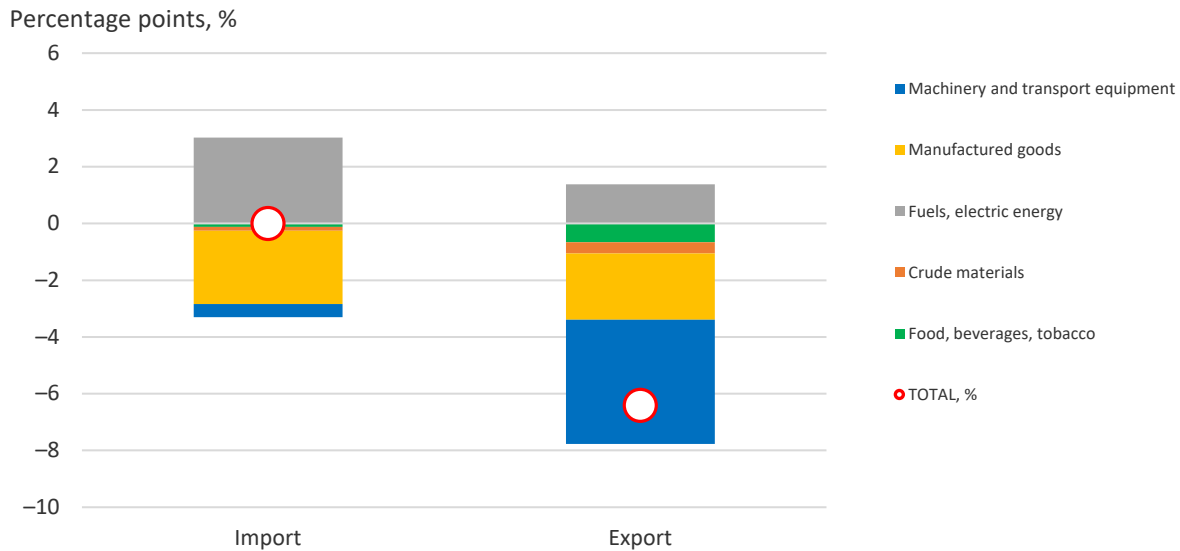
- The export volume of **machinery and transport equipment** decreased by 7.7% 17%, its import volume improved by 1.0% 4.2%. The aggregate commodity group of *machinery and transport equipment* strengthened the volume decline decrease in total turnover by 4.4 9.8 percentage points on the export side, and impacted while slowed it on the import side in negative direction one by 0.5 0.6 percentage points.

- The export volume of **manufactured goods** decreased by ~~7.8%~~ ~~11%~~, while their import volume lessened by ~~6.8%~~ ~~8.9%~~. The aggregate commodity group of *manufactured goods* contributed to the volume loss in total export by ~~2.3~~ ~~3.2~~ percentage points and **negatively influenced the volume change** strengthened the decrease in total import volume by ~~2.6~~ ~~3.4~~ percentage points.

**Contribution of the aggregate commodity groups to the volume change of the external trade in goods, February 2025**  
(compared to the same month of the previous year)



**Contribution of the aggregate commodity groups to the volume change of the external trade in goods, February 2025**  
(compared to the same month of the previous year)



- The export volume of **fuels and electric energy** increased by ~~48%~~ ~~57%~~, their import volume was ~~40%~~ ~~28%~~ higher than one year earlier. The ~~turnover~~ growth in **the turnover of fuels and electric energy counterbalanced** held the volume decrease **pace** in total turnover **back** by ~~1.4~~ ~~1.6~~ percentage points in export and offset the **impact of the other commodity groups on the decrease in total import side volume** by ~~3.0~~ ~~2.1~~ percentage points, **as such the volume on the whole did not change.**
- The export volume of **food, beverages and tobacco** became ~~8.5%~~ ~~11%~~ lower, their import volume decreased by ~~19%~~ ~~2.8%~~ year on year. The volume change realised by the aggregate commodity

group ~~heightened~~ contributed to the ~~turnover volume decrease~~ total export decrease by ~~0.7~~ 0.8 percentage points ~~on the export side, and moved the turnover in negative direction on~~ while strengthened the import ~~one~~ volume decline by ~~0.1~~ 0.2 percentage points.

- The volume of export to the **EU-27 member states** lessened by ~~7.9%~~ 12%, the import from there by ~~1.2%~~ 1.6%. The balance of the external trade in goods ~~decreased all in all deteriorated~~ by EUR 520 million, generating a surplus of EUR 1.3 billion. This group of countries accounted for 75% of exports and 71% of imports.
- In the **extra-EU-27** trade the volume of export ~~increased~~ decreased by ~~0.7%~~ 14%, that of import ~~improved~~ increased by ~~2.3%~~ 0.4%. The balance of the external trade in goods with these countries worsened by EUR 79 million, showing a deficit of EUR 206 million.